

OPPORTUNISTIC STRATEGY



3Q 2024 Fact Sheet

MORNINGSTAR RATING™

Source: Morningstar, Inc. As of 09/30/2024. The ratings reflect historical risk-adjusted performance and the Overall Rating is derived from a weighted average of the Separate Account's three, five-and ten-year Morningstar rating metrics.

Overall Rating (233 rated):



DESCRIPTION: The Opportunistic Strategy (OS) is a composite of separately managed accounts that are managed in unison. Accounts will experience a small difference in returns due to timing and tax loss trading for some accounts.

OBJECTIVE: A differentiated value strategy with the objective to achieve strong risk-adjusted returns over a 2 to 3 year period. The OS has a unique stock selection method and is focused on securities that can provide strong returns over a 2 to 3 year period, albeit at the expense of greater short-term volatility. Stock holdings tend to be lower multiple more cyclical stocks. The number of securities held will likely be in the 60 to 80 range.

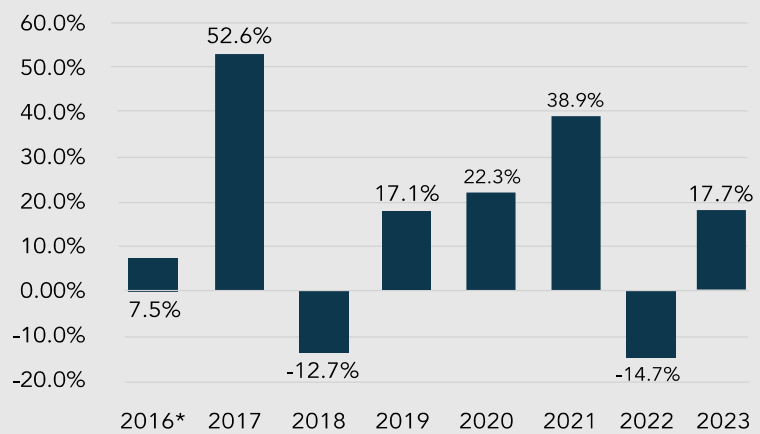
PERFORMANCE AS OF 09/30/2024	CUMULATIVE		ANNUALIZED				SINCE INCEPTION
	QTD	YTD	1YR	3YR	5YR	10YR	
OS SMA Strategy (Gross)	8.4%	11.3%	21.9%	7.1%	15.8%	N/A	15.9%
OS SMA Strategy (Net) ¹	8.2%	10.7%	21.2%	6.5%	15.2%	N/A	15.3%
BLENDED BENCHMARK²	9.2%	15.7%	27.0%	7.4%	9.9%	N/A	9.3%
S&P 500	5.9%	22.1%	36.3%	11.9%	15.9%	N/A	14.8%

Performance data quoted represents past performance and is no guarantee of future results. All investing involves risk including the possible loss of principal. Current, individual account returns may be lower or higher than what is stated for the composite return. Index performance do not reflect any management fees, transaction costs or expenses, which would lower performance. Index performance assume dividends and distributions were reinvested. N/A: Not Available.

PRODUCT DETAILS:

Total Assets	\$67.29M
# of equity holdings	65
# of fixed income holdings	66
Inception date*	9/1/2016
Management fee	0.65%
Min. Initial Investment	\$250,000

OS SMA STRATEGY ANNUAL RETURN, NET

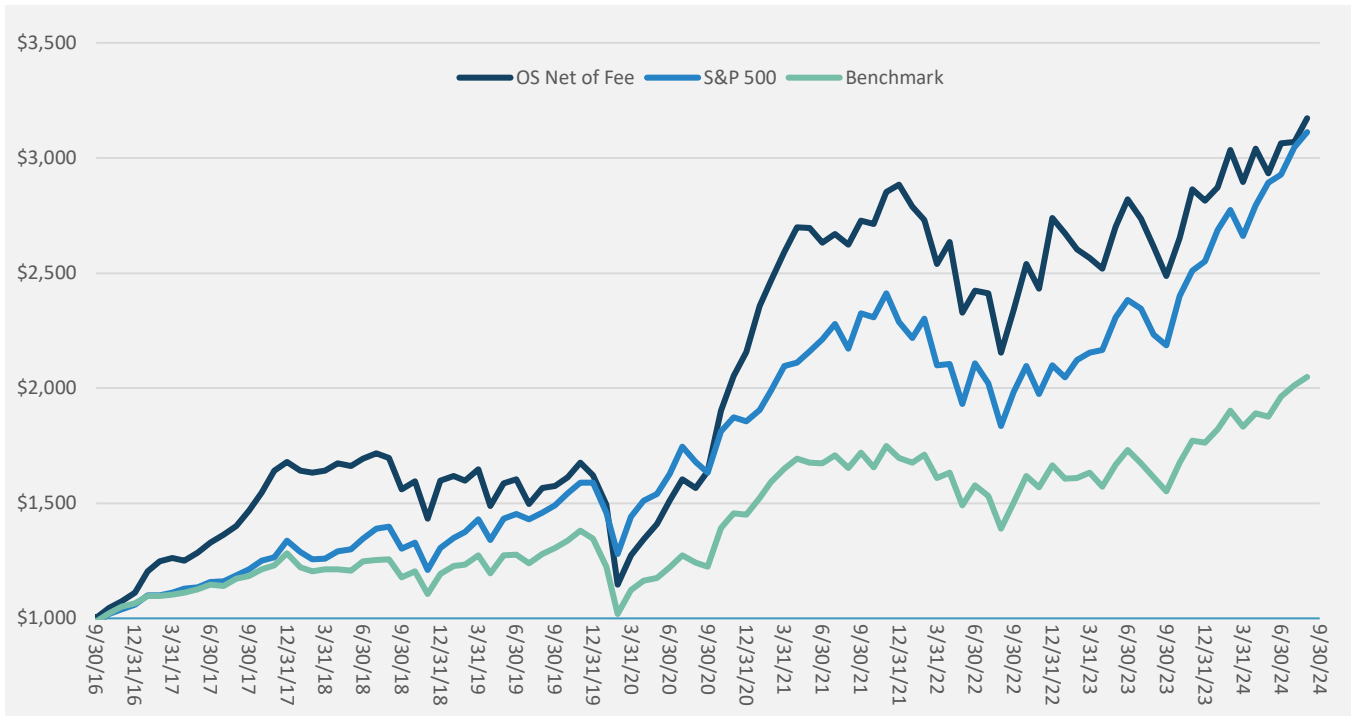


*Inception date of composite is 9/1/2016

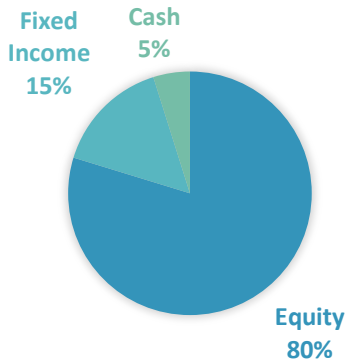
EQUITY MARKET CAPITALIZATION RANGE

\$0-10B	45%
\$10-100B	49%
\$100-1T	6%
>\$1T	0%

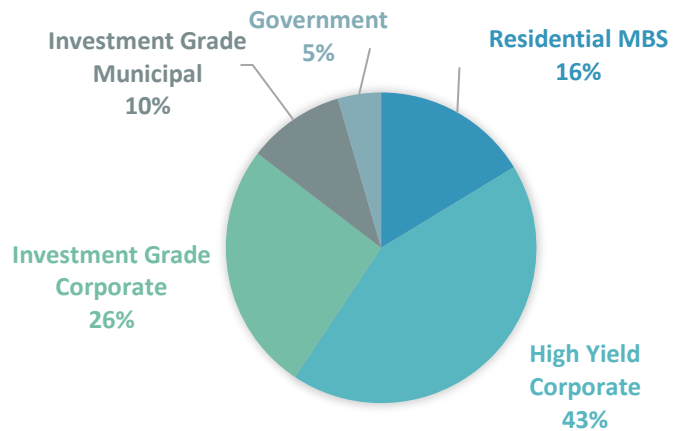
1. Net-of-fees returns are presented after all trading expenses and are calculated by deducting a model management fee using the maximum annual management fee for the time period reported. The current maximum annual management fee for separately managed accounts in the Opportunistic Strategy composite is 0.65% of portfolio assets.
 2. The custom benchmark is a 70%/30% blend made up of the Russell 3000 Value Index (70%) and the FTSE All Country World ex US Net Tax Index (30%). The benchmark returns geometrically link monthly returns and are calculated based on monthly rebalancing.
 3. Source: Morningstar, Inc. as of 09/30/2024.



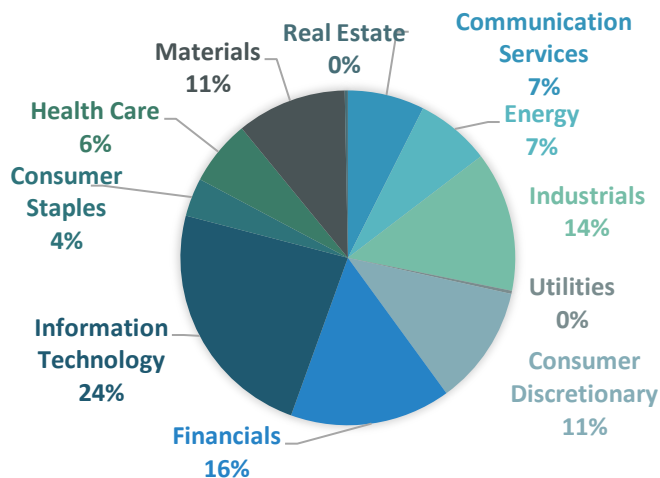
COMPOSITION OF ASSETS



FIXED INCOME ALLOCATION



EQUITY SECTOR WEIGHTS



Waterfront Asset Management is a division of Waterfront Wealth, Inc., a registered investment advisor with the Securities and Exchange Commission. State securities laws require that the firm be registered, or qualify for an exemption from registration, in order to provide investment advisory services to residents of a particular state. Should you choose to contact the firm, any substantive communication between you and the firm will be conducted by a representative who is appropriately licensed, registered, or qualifies for an exemption or exclusion from registration in the state where the prospective client resides.

Waterfront Wealth Inc. and its representatives do not provide tax or legal advice and nothing herein should be construed as such. Always consult with your tax advisor or attorney regarding your specific circumstances.

The investment presented may not be suitable for all investors. Investors must make their own decisions based on their specific investment objectives.

There is no guarantee the Strategy will meet its investment objectives. Past Performance does not guarantee future results. All investing involves risk including the possible loss of principal. Current individual account returns may be lower or higher than what is stated for the composite return.

Waterfront Asset Management is a division of Waterfront Wealth, Inc. Waterfront Asset Management claims compliance with the Global Investment Performance Standards (GIPS®) and has been independently verified by the Spaulding Group for the periods of September 1, 2016 through December 31, 2023. To obtain the verification report and /or GIPS®-compliant performance information, please contact Trent Grissom at trent@waterfrontadvisors.com.

Returns presented are time weighted returns. Valuations are computed and performance is reported in U.S. dollars.

Policies and procedures for valuing investments, calculating performance, and preparing performance reports are available upon request.

GIPS® is a registered trademark of CFA Institute. CFA Institute does not endorse or promote this organization, nor does it warrant the accuracy or quality of the content contained herein.

Morningstar rating™ is calculated on a quarterly basis for Separate Accounts™ with at least a three-year history. It is calculated based on a Morningstar Risk-Adjusted Return measure that accounts for variation in a Separate Account's monthly performance, placing more emphasis on downward variations and rewarding consistent performance. The top 10% of Separate Accounts in each category receive five stars. The next 22.5% receive four stars, the next 35% receive three stars, the next 22.5% receive two stars and the bottom 10% receive one star. The Overall Morningstar Rating for a Separate Account is derived from a weighted average of the performance figures associated with its three-, five- and 10-year (if applicable) Morningstar Rating metrics. Morningstar will not calculate ratings for categories or time periods that contain fewer than five Separate Accounts. There are some differences between the Separate Account rating methodology and the rating methodologies of other investments. All Separate Account performance data is reported to Morningstar as a "composite" of similarly managed portfolios. Separate Accounts are based on total returns that have not been adjusted for investment management fees, and the returns are not tax-adjusted for accounts that invest in municipal bonds. To ensure that ratings are fairly assigned, ratings are calculated only for firms that indicate their composites are calculated according to GIPS® from the CFA Institute. Approximately 90% of the firms in Morningstar's database submit composites that are depicted as GIPS-compliant. ©2023 Morningstar. All rights reserved. Certain information contained herein: (1) is proprietary to Morningstar and/or its content providers; (2) may not be copied or distributed; and (3) is not warranted to be accurate, complete or timely. Neither Morningstar nor its content providers are responsible for any damages or losses arising from any use of this information.

All content presented is for informational purposes only and should not be considered investment advice. Material presented is believed to be from reliable sources and no representations are made by our firm as to another party's informational accuracy or completeness.