

WATERFRONT EQUITY



3Q 2024 Fact Sheet

DESCRIPTION: A composite of separately managed accounts focused on capital appreciation. The strategy is predicated on the evidence that above-average profitability is indicative of competitive advantage and that the market frequently underestimates its durability. The strategy seeks to exploit the observation by opportunistically investing in profitable companies when they are attractively valued or out of favor.

OBJECTIVE: The Waterfront Equity ('WE') strategy is a composite of separately managed accounts that seek to provide a total return in excess of the S&P 500 Index.

PERFORMANCE AS OF 09/30/2024	CUMULATIVE		ANNUALIZED				
	QTD	YTD	1YR	3YR	5YR	10YR	SINCE INCEPTION
WE SMA Strategy (Gross)	7.25%	15.26%	26.22%	N/A	N/A	N/A	7.90%
WE SMA Strategy (Net) ¹	7.09%	14.70%	25.45%	N/A	N/A	N/A	7.34%
S&P 500	5.89%	22.08%	36.33%	N/M	N/M	N/M	9.30%
Morningstar Large Blend Category ³	5.80%	19.04%	32.48%	N/M	N/M	N/M	N/A

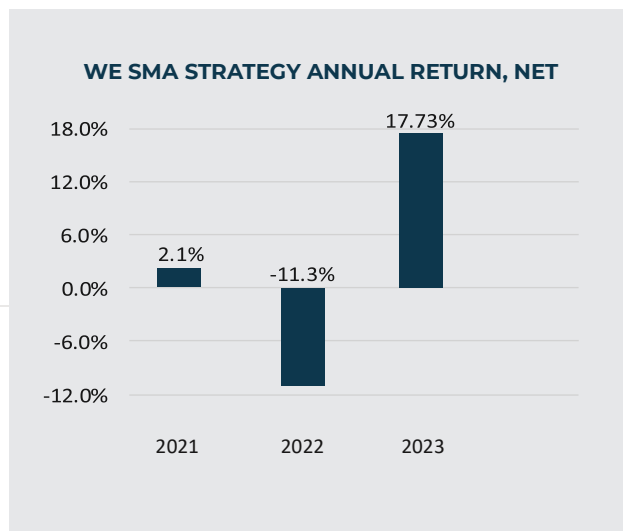
Performance data quoted represents past performance and is no guarantee of future results. All investing involves risk including the possible loss of principal. Current, individual account returns may be lower or higher than what is stated for the composite return. Index performance do not reflect any management fees, transaction costs or expenses, which would lower performance. Index performance assume dividends and distributions were reinvested. N/A: Not Available. N/M: Not meaningful.

PRODUCT DETAILS:

Total Assets	\$37.55M
# of fund holdings	55
Inception date*	11/16/2021
Management fee	0.65%
Min. Initial Investment	\$150,000

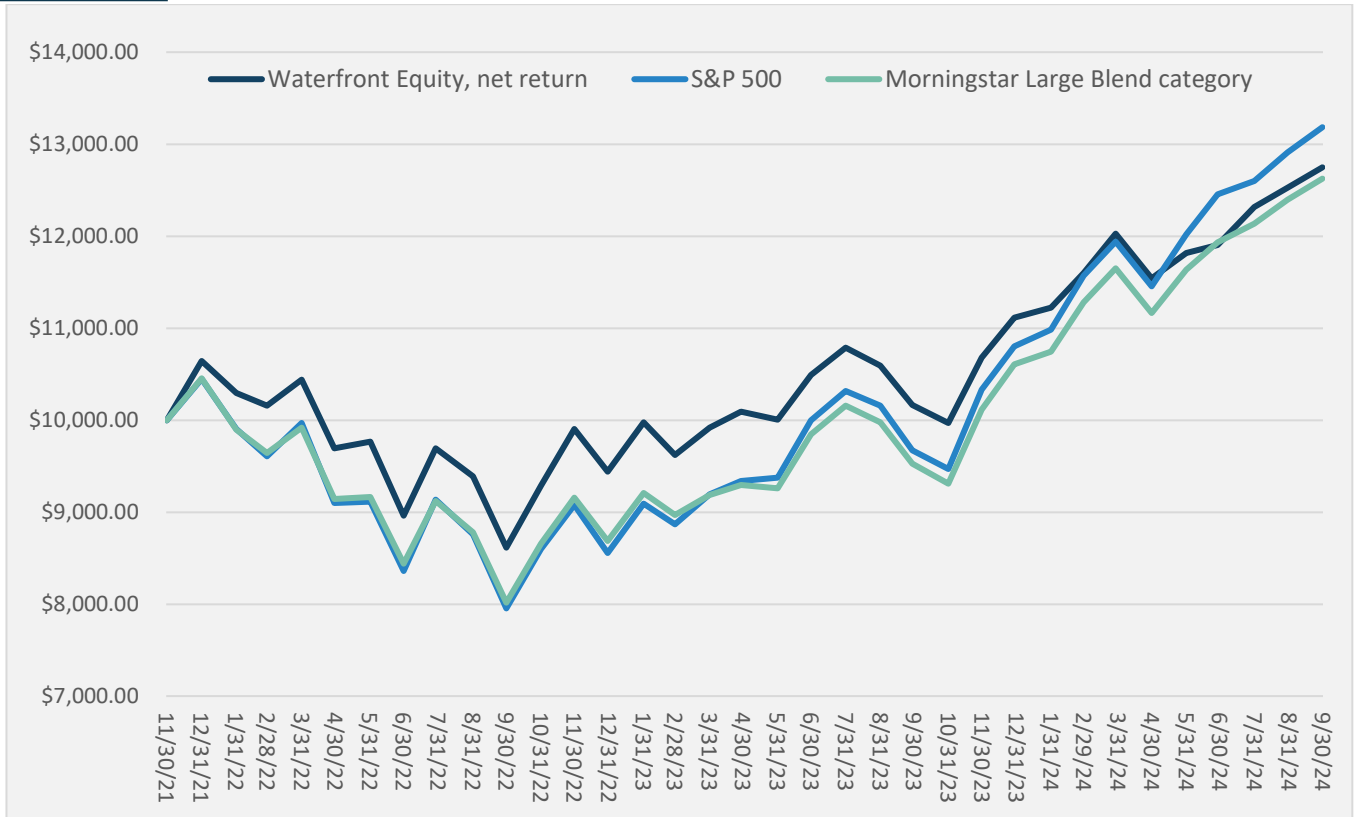
EQUITY MARKET CAPITALIZATION RANGE

\$0-10B	4.15%
\$10-100B	47.13%
\$100-1T	28.10%
>\$1T	20.63%

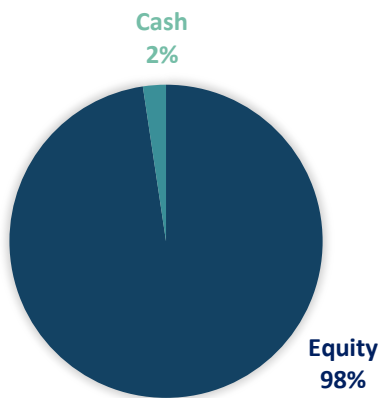


*Inception date of composite is 11/16/2021

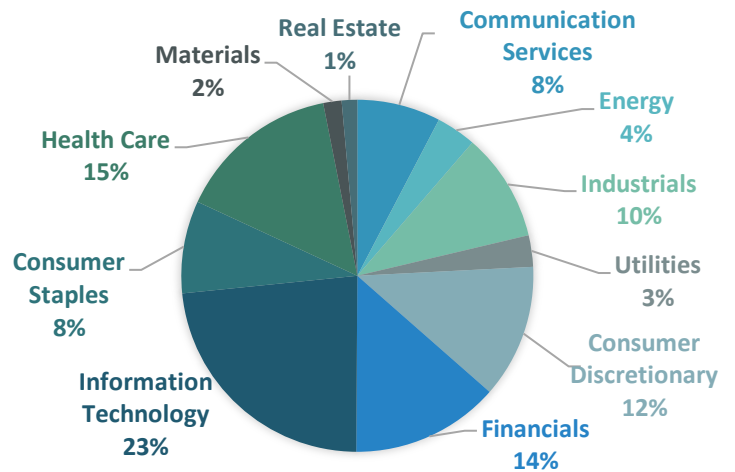
1. Net-of-fees returns are presented after all trading expenses and are calculated by deducting a model management fee using the maximum annual management fee for the time period reported. The current maximum annual management fee for separately managed accounts in the Waterfront Equity composite is 0.65% of portfolio assets.



COMPOSITION OF ASSETS



EQUITY SECTOR WEIGHTS



Waterfront Asset Management is a division of Waterfront Wealth, Inc., a registered investment advisor with the Securities and Exchange Commission. State securities laws require that the firm be registered, or qualify for an exemption from registration, in order to provide investment advisory services to residents of a particular state. Should you choose to contact the firm, any substantive communication between you and the firm will be conducted by a representative who is appropriately licensed, registered, or qualifies for an exemption or exclusion from registration in the state where the prospective client resides.

Waterfront Wealth Inc. and its representatives do not provide tax or legal advice and nothing herein should be construed as such. Always consult with your tax advisor or attorney regarding your specific circumstances.

The investment presented may not be suitable for all investors. Investors must make their own decisions based on their specific investment objectives.

There is no guarantee the Strategy will meet its investment objectives. Past Performance does not guarantee future results. All investing involves risk including the possible loss of principal. Current individual account returns may be lower or higher than what is stated for the composite return.

Waterfront Asset Management is a division of Waterfront Wealth, Inc. Waterfront Asset Management claims compliance with the Global Investment Performance Standards (GIPS®) and has been independently verified by the Spaulding Group for the periods of September 1, 2016 through December 31, 2023. To obtain the verification report and /or GIPS®-compliant performance information, please contact Trent Grissom at trent@waterfrontadvisors.com.

Returns presented are time weighted returns. Valuations are computed and performance is reported in U.S. dollars.

Policies and procedures for valuing investments, calculating performance, and preparing performance reports are available upon request.

The composite was created on November 16, 2021 and the inception date is August 4, 2014.

Portfolios are excluded from the composite if they have a significant cash flow. A significant cash flow is defined as a contribution or withdrawal greater than 25% of the beginning market value of a portfolio. The portfolio is excluded from the composite for the month in which the significant cash flow occurred.

GIPS® is a registered trademark of CFA Institute. CFA Institute does not endorse or promote this organization, nor does it warrant the accuracy or quality of the content contained herein.

Morningstar rating™ is calculated on a quarterly basis for Separate Accounts with at least a three-year history. It is calculated based on a Morningstar Risk-Adjusted Return measure that accounts for variation in a Separate Account's monthly performance, placing more emphasis on downward variations and rewarding consistent performance. The top 10% of Separate Accounts in each category receive five stars. The next 22.5% receive four stars, the next 35% receive three stars, the next 22.5% receive two stars and the bottom 10% receive one star. The Overall Morningstar Rating for a Separate Account is derived from a weighted average of the performance figures associated with its three-, five- and 10-year (if applicable) Morningstar Rating metrics. Morningstar will not calculate ratings for categories or time periods that contain fewer than five Separate Accounts. There are some differences between the Separate Account rating methodology and the rating methodologies of other investments. All Separate Account performance data is reported to Morningstar as a "composite" of similarly managed portfolios. Separate Accounts are based on total returns that have not been adjusted for investment management fees, and the returns are not tax-adjusted for accounts that invest in municipal bonds. To ensure that ratings are fairly assigned, ratings are calculated only for firms that indicate their composites are calculated according to GIPS® from the CFA Institute. Approximately 90% of the firms in Morningstar's database submit composites that are depicted as GIPS-compliant. ©2023 Morningstar. All rights reserved. Certain information contained herein: (1) is proprietary to Morningstar and/or its content providers; (2) may not be copied or distributed; and (3) is not warranted to be accurate, complete or timely. Neither Morningstar nor its content providers are responsible for any damages or losses arising from any use of this information.

All content presented is for informational purposes only and should not be considered investment advice. Material presented is believed to be from reliable sources and no representations are made by our firm as to another party's informational accuracy or completeness.